

Targets for pupils in Reception

Recognising numbers

Choose a number for the week, e.g. 2.

Encourage your child to look out for this number all the time.


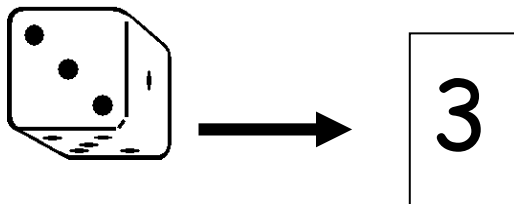
- ◆ Can your child see the number 2 anywhere?
 - at home**
 - in the kitchen
 - on pages in a book
 - in the street**
 - on doors
 - on car number plates
 - on buses
 - while out shopping**
 - on the shop till
 - on shelves
 - in shop windows
- ◆ Find two apples, toys, spoons, straws, sweets, etc.
- ◆ Make patterns, such as two knives, two forks, two spoons, two knives, two forks, two spoons...
- ◆ Practise writing the number 2.

Choose a different number each week

Dice game

Use a 'dotted' dice and write the numbers 1 to 6 on a sheet of paper (or use the numbered animals).

- ◆ Throw the dice. Can your child guess how many dots there are? Check by counting.
- ◆ Ask your child which number on the paper matches the dots on the dice.



A booklet for parents

Help your child with mathematics

Targets – Reception 1

By the end of this year, most children should be able to...

- Say one, two, three, four... to twenty.
- Count up to 10 objects.
- Recognise the written numbers 1, 2, 3, 4... to 9.
- Use words such as *more, less, greater, smaller, heavier, lighter* to compare things.
- Find 1 more or 1 less than any number from 1 to 10.
- Add two small groups of objects (total 10 or less).
- Count how many are left when some objects are taken away.
- Make simple patterns and talk about them.
- Name shapes such as a *circle, square, triangle, rectangle, cube, cone* and *sphere*.
- Use words such as *over, under, above, below, on, in, next to, beside* to describe where things are.

_____ is working on the targets that are ticked.

About the targets

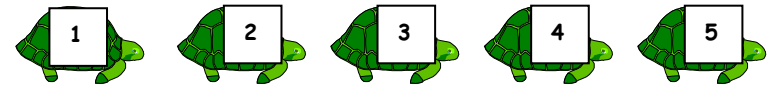
These targets show some of the things your child should be able to do by the end of the Reception year.

Some targets are harder than they seem, e.g. children who can count up to 10 may still have trouble saying which number comes after 5. They may have to start at 1 and count from there.

Fun activities to do at home

Counting and putting numbers in order

Use old magazines, comics or greetings cards. Cut out pictures of animals, or anything else your child is interested in. Label the animals 1 to 5.



- ◆ Shuffle the animals. Put them in order from 1 to 5.
- ◆ Remove one animal. Ask your child which number is missing. Repeat with other numbers and more than one missing number.
- ◆ Ask your child to say what number comes before or after a number you choose.

When your child can do this, repeat with numbers 1 to 10.